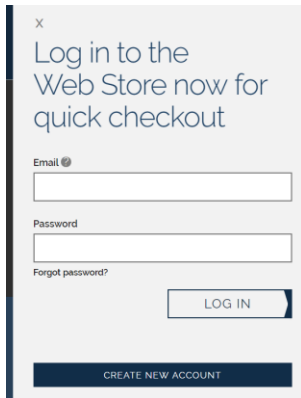



## RegWerks Tax Statement

Parents, please follow the steps below to print off your tax statement from RegWerks. If you need a copy printed off for you, please notify your sites Administrative Assistant.

1. Click on the link below to log into the Francis Howell Web Store  
<https://fhsdschools.revtrak.net/tek9.asp?pg=extranet&>
2. Log in to the Web Store with your e-mail address and password that you used the first part of the 2017 school year.



Log in to the Web Store now for quick checkout

Email 


Password

[Forgot password?](#)

**LOG IN**

**CREATE NEW ACCOUNT**

3. Once you have logged in, click on the Browse tab at the top of the page and select Vacation Station Payment.

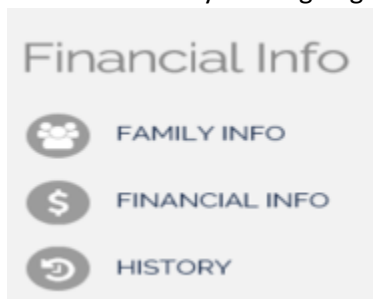


4. Next, you will click on the Parent Portal tab at the side of the screen.



PARENT PORTAL

5. The next screen you are going to click on the History tab.



6. Click on 2017 Tax Statement and proceed to printing.



Reports

- [2017 Tax Statement](#)
- [2016 Tax Statement](#)